


2800 SERIES

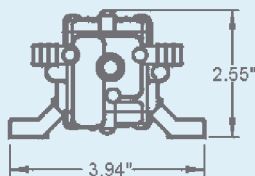
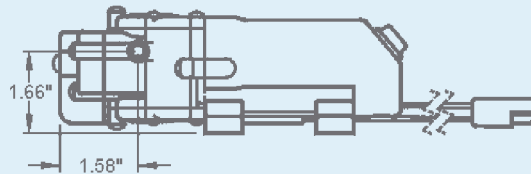
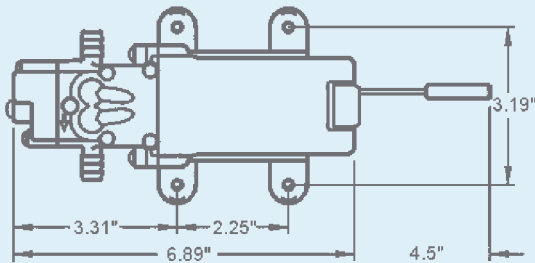
The 2800 Series is a “mini” delivery pump, designed for applications where package size is a primary concern. This pump delivers up to 1 GPM at pressures up to 40 PSI. It is designed for intermittent duty but, depending on the application, can be run continuously for hours at a time.

These pumps are well suited for a variety of applications, particularly bottled water delivery, agricultural spraying and soil extraction.



TYPICAL APPLICATIONS

Bottled Water Delivery
General Industrial
Agricultural Spraying
Alternative Energy/Solar



TECHNICAL SPECIFICATIONS:

POWER:	12VDC
ENVELOPE DIMENSIONS:	Approximately 2.5"x4"x7", weighing 1.5 lbs
MOUNTING:	Integrated flexible, vibration dampening baseplate
CONTROL OPTIONS:	Pressure Switch (40 psi)
FITTINGS:	3/8" hose barb